

Pressure gauges and accessories *Application & selection*

Shown: V-91, GA-918, G-2535L, DGR-1



▶ Enerpac digital pressure gauges offer greater accuracy and are easier to read than conventional dial gauges, greatly enhancing your ability to monitor and control hydraulic system pressure.

G series, glycerine filled pressure gauges allow the operator a visual representation of what is happening in the hydraulic circuit.

Enerpac gauges provide a safe and inexpensive monitoring system for your hydraulic circuit. These gauges deliver years of accurate service while withstanding vibration, corrosive media and atmospheric conditions.

■ Enerpac gauges used to monitor system pressure and maintain process accuracy.



Swing cylinders
Work supports

Linear cylinders

Power sources

Valves

System components

Digital gauge

- ± 0,2 % accuracy of full scale
- Rated for system pressures up to 1000 bar
- Displays in bar, hPa, mbar, kPa, kg/cm², psi.
- Zero set – ensures that gauge reads actual system pressure
- Battery low indicator; 1400 hours continuous operation
- Automatic shut-off after 15 minutes

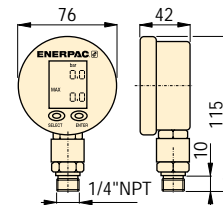
Highly reliable and accurate pressure sensing

- ± 1,5 % accuracy of full scale
- All pressure sensing parts sealed and dampened by glycerine for long life
- Includes safety blow-out disk and pressure equalizing membrane to prevent overpressurization
- Copper alloy, coiled safety Bourdon tube for 70 bar and higher
- Dual psi and bar scale readings, 63 mm gauge face

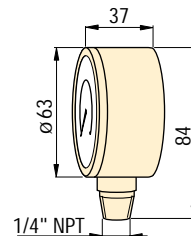
Gauge accessories for easy installation

- Needle valves providing positive shut-off
- 303 stainless steel stem (NV-251)
- Snubber valves to control pressure surges between gauge and hydraulic system
- Gauge adaptors – male end screws into pump or cylinder, female port accepts hose or coupler, the third port is for gauge connection

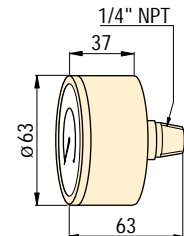
DGR-1 Digital gauge



Lower mount models



Rear mount models



Product selection

Accuracy	Pressure range		Model number	PSI graduation		Bar graduation	
	psi	bar		Major	Minor	Major	Minor
% of full scale				psi	psi	bar	bar
0,2	0-15000	0-1000	DGR-1	-	-	-	-
▼ Digital pressure gauge							
1,5	0-600	0-40	G-2513L	100	10	10	1
1,5	0-1000	0-70	G-2514L	100	20	10	1
1,5	0-2000	0-140	G-2515L	500	50	10	2
1,5	0-3000	0-200	G-2516L	500	50	50	5
1,5	0-6000	0-400	G-2517L	1000	100	100	10
1,5	0-10000	0-700	G-2535L	2000	200	100	10
▼ Pressure gauge – Lower mount							
1,5	0-1000	0-70	G-2531R	100	20	10	1
1,5	0-6000	0-400	G-2534R	1000	100	100	10
1,5	0-10000	0-700	G-2537R	2000	200	100	10
▼ Pressure gauge – Rear mount							